


INDEX

Sr. No.	Particulars	Annexure	Page Nos.
1.	Affidavit		1-4
2.	List of Stakeholders		5-8
3.	List of Secured Financial Creditors	1	9-10
4.	List of Unsecured Financial Creditors	2	11-12
5.	List of Claims of Employees/ Workmen	3	13-21
6.	List of Operational Claims of Government Dues	4	22-23
7.	List of Operational Creditors (except workmen and employees and government dues)	5	24-27
8.	List of Other Stakeholders	6	28-29

Advocate for Liquidator

G. Aniruth Purusothaman





महाराष्ट्र MAHARASHTRA

2024

30AB 540296

प्रधान मुद्रांक कार्यालय, मुंबई
प.मु.लि.क 6000095
- 1 OCT 2024
सक्षम अधिकारी

श्री. जे. पी. वाईकर

BEFORE THE NATIONAL COMPANY LAW TRIBUNAL,
BENCH AT MUMBAI


M.A.528/2017

COMPANY PETITION NO. 1A/I&BP/ NCLT/MAH/2017

IN THE MATTER OF under Section 10 & 12 of
Insolvency and Bankruptcy Code, 2016

AND

U.B. Engineering Limited (in liquidation), a company
incorporated under the laws of India with its registered
office at Sahyadri Sadan, Tilak Road, Pune – 411 030,
India.



- 9 OCT 2024

000078

जी०पत्र-५ Annexure - 1
अथवा प्रतिभाषणासाठी Only for Affidavit

मुद्रांक विकत घेणाऱ्याचे नाव Sanjeev maheshwari

मुद्रांक विकत घेणाऱ्याचे रहिवासी पत्ता _____

मुद्रांक विक्रीबाबतचा नोंद घेही अन्व. क्रमांक _____

दिनांक

- 9 OCT 2024

परवानाधरक मुद्रांक विक्रीकरणी वही

मुद्रांक विकत घेण्यासाठी खरी

परवाना क्रमांक 000094

मुद्रांक विक्रीबाबतचा नोंद घेही अन्व. क्रमांक _____

एम. एम. कोर्ट अफिदवीत _____ कोर्ट बॉर अस. _____ शान

शासकीय कार्यालय _____ कोर्ट बॉर अस. _____ शान

कागदाची आवश्यकता नाही. शारदा अफिदवीत _____ शान

ज्या कारणासाठी ज्यांनी मुद्रांक बरेदी केली त्यांनी त्याच कारणासाठी मुद्रांक बरेदी

करवावा लागू नसल्याचे साबित करणे आवश्यक आहे.

U.B. Engineering Limited (in liquidation), a company incorporated under the laws of India with its registered office at Sahyadri Sadan, Tilak Road, Pune – 411 030, India ...
Corporate Debtor



Sanjeev Maheshwari,

Resolution Professional

Liquidator of U.B. Engineering Limited (in liquidation)

(Regn. No. IBBI/IPA.001/IP. P00279/2017-18/10523)


B Wing, 3rd Floor, Vaastu Darshan, Azad Lane, Andheri (East), Mumbai – 400
069 ... Liquidator



AFFIDAVIT

I, Sanjeev Maheshwari, aged about 60 years, working for gain at 3rd Floor, Vaastu Darshan, "B" Wing, Azad Road, Above Central Bank of India, Andheri (East), Mumbai – 400 069, an Indian Inhabitant, Liquidator of U.B. Engineering Limited (in liquidation), do hereby solemnly declare and affirm as under:

- a) Vide Order of the Hon'ble National Company Law Tribunal, Mumbai bench dated 5th December, 2017, I came to be appointed as a Liquidator of the Corporate Debtor. I received the said order on 11th December, 2017 downloaded from the website of the Hon'ble NCLT.
- b) Pursuant to the appointment of the Applicant as the Liquidator of the Corporate Debtor, the Applicant caused Public Announcement in Form B on 13.12.2017 calling upon the stakeholders to submit their proof of claims in the liquidation process of the Corporate Debtor. The copy of the Public Announcement dated 13.12.2017 in the liquidation process of the Corporate Debtor. The Stakeholders' List was subsequently updated on 14.05.2022 and 15.12.2022.
- c) It is submitted that this Hon'ble Tribunal vide order dated 03.04.2024 was pleased to grant an extension of 180 days up to 16.07.2024 for completion of the Liquidation Process of the Corporate Debtor. The application for extension has been duly filed within time with the Hon'ble NCLT and the matter is yet to be heard.
- d) Now I am filing updated claim list up to 09th October, 2024. I will publish the advertisement as required in Regulation 31(2) read with 12(3) of Insolvency and Bankruptcy Board of India (Liquidation Process) Regulations, 2016.
- e) I say that I am well conversant with the facts, proceedings and circumstances of the present case and am competent to swear to this affidavit. I have read and understood the contents of the accompanying exhibits and further say that the facts stated therein are true to my knowledge.



Solemnly affirmed at Mumbai)
On this day of October, 2024)

SANJEEV MAHESHWARI
ARI
Digitally signed by
SANJEEV MAHESHWARI
Date: 2024.10.09
16:01:47 +05'30'



Deponent
(Sanjeev Maheshwari)

Advocate for Liquidator
G. Aniruth Pursothaman

Before me,

VERIFICATION

I, Sanjeev Maheshwari, deponent above named do hereby verify that the above contents of the Affidavit are true to the best of my knowledge and belief and that no part thereof is false and nothing material had been concealed there from.

SANJEEV MAHESHWARI
ARI
Digitally signed by
SANJEEV MAHESHWARI
Date: 2024.10.09
16:03:48 +05'30'




DEPONENT


Advocate for Liquidator
G. Aniruth Pursothaman

BEFORE ME

UDAI PRAKASH
UDAI PRAKASH (M.A.L.L.B.,)
ADVOCATE & NOTARY GOVT. OF INDIA
MUMBAI (MAHARASHTRA)
REG. NO. 9872
Room No. 10, S. No. 94, Mhawadi, Kharodi Village
Marve Road: Malad (W), Mumbai - 400 095.



NOTARIAL REG. NO.	42
Sr. No. 16218	Page No. 56
Date:	05/10/2024



NOTARIAL

NOTARIAL

NOTARIAL



NOTARIAL

NOTARIAL


*

LIST OF STAKEHOLDERS

[As per Regulation 31 of Insolvency and Bankruptcy Board of India (Liquidation Process) Regulations, 2016]

In the matter of
C.P. NO.1A/ I & BP/ NCLT/ MAH/ 2017
U.B. Engineering Ltd. (Under Liquidation)

Prepared by	Sanjeev Maheshwari, IBBI Registration No. IBBI/IPA-001/IP-P00279/2017-18/10523
Reference	NCLT Order dated 05.12.2017




DISCLAIMER

The information contained in this Updated List of Stakeholders ("**List**") is substantially based on information collected by the Liquidator from the books and papers of U.B. Engineering Ltd.- (under liquidation) ("**Corporate Debtor**" or "**Company**"), or as supplied by claimants, former directors, officers or employees of the Company, or obtained from public domain. The Liquidator shall not have any liability for any statements, disclosures or representations (expressed or implied) contained in, or any omissions from, this List or any other written or oral communication transmitted to the recipient.

This Updated List of Stakeholders has been prepared pursuant to Regulation 31 of the Insolvency and Bankruptcy Board of India (Liquidation Process) Regulations, 2016 ("**Liquidation Regulations**") and for no other purpose. The submission of this List is a part of the liquidation proceedings. Any recipient getting this List is only entitled to use the same for the purposes of liquidation proceedings, and is not entitled to circulate the whole or any part of the List for any other purpose.

The Liquidator disclaims liability for any losses/ liabilities or damages that may arise relying on the Updated List of Stakeholders. No damages/ losses/ penalties/ liabilities or any form of claim shall lie against the Liquidator for the List.



LIST OF STAKEHOLDERS (Updated as on 09.10.2024)

Pursuant to Regulation 31 of the Liquidation Regulation, 2016, category wise list of stakeholders has been prepared, on the basis of proofs of claims submitted and accepted by the undersigned, under the said regulations stating the following details:

1. amount of claim admitted;
2. extent to which the debts or dues are secured or unsecured;
3. details of the stakeholders; and
4. proofs admitted or rejected in part, and the proofs wholly rejected.

This list of stakeholders includes separate lists showing claims received and subsequently accepted by the Liquidator of the following stakeholders:

1. Secured Financial Creditors: **Annexure- 1;**
2. Unsecured Financial Creditors: **Annexure- 2;**
3. Operational Creditors (Workmen and employees): **Annexure – 3;**
4. Operational Creditors (Government Dues): **Annexure – 4;**
5. Operational Creditors (except employees and workmen and government dues): **Annexure- 5;**
6. Other stakeholders, if any (other than financial creditors and operational creditors): **Annexure –6;**

A public announcement shall also be made to the public informing filing of the updated list of stakeholders with the NCLT, in the manner specified in Regulation 12(3) of the Liquidation Regulations.

Considering that the realisable amount available for distribution to the stakeholders of the Corporate Debtors, shall not be sufficient enough for distribution to the shareholders of the Corporate Debtor, therefore while preparing the list of stakeholders, shareholders of the Corporate Debtors have not been considered.


Considering that the very nature of admission of claims filed by stakeholders is subject to modification, necessary application shall be moved with the Hon'ble NCLT, from time to time, to modify an entry in the list of the stakeholders filed with the Adjudicating Authority, in the manner directed by the Adjudicating Authority.

The list of stakeholders, as modified from time to time, shall be:

1. Available for inspection by the persons who submitted proofs of claim;
2. Available for inspection by members, directors and guarantors of the Corporate Debtor;
3. Displayed on the website of the Corporate Debtor; and
4. Filed on the Electronic platform of the IBBI for dissemination on its website.

Updation of the Stakeholders List:

- The List of Stakeholders was filed on 11.05.2018
- The List was then first updated on 31.03.2021
- The List was then updated on 14.05.2022
- The List was subsequently updated on 15.12.2022
- Now the List is being updated as on 09.10.2024

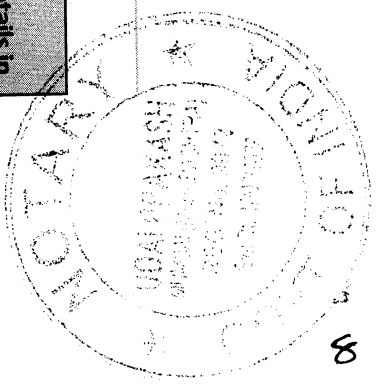



Name of the corporate debtor :
 Date of commencement of liquidation :
 List of stakeholders as on :

UB Engineering Limited (Under Liquidation)
 05/12/2017
 09/10/2024

Amount in ₹ lakhs


Sl. No.	Category of stakeholders	Summary of claims received		Summary of claims admitted		Amount of contingent claims	Amount of claims rejected	Amount of claims under verification	Details in Annexure
		No. of claims	Amount	No. of claims	Amount				
1	Unpaid insolvency resolution process costs								NA
2	Liquidation costs incurred till date								NA
3	Secured financial creditors	4	50,484.86	4	47,266.36	-	-		1
4	Unsecured financial creditors	1	1,637.82	1	1,637.82	-	-		2
5	Operational creditors (Workmen and Employees)	274	1,200.67	246	627.98	-	572.69		3
7	Operational creditors (Government Dues)	10	23,047.52	10	6,956.95	-	16,090.57		4
8	Operational creditors (other than Workmen, Employees and Government Dues)	86	6,994.47	54	1,754.99	-	5,239.48		5
9	Other stakeholders, if any (other than financial creditors and operational creditors)	3	11,140.30	2	3,824.68	-	7,315.62		6
Total		378	94,505.64	317	62,068.79	-	29,218.35	-	



Annexure- 1: Claims of Secured Financial Creditors

Notes:

1. All claims received from the Secured Financial Creditors either by hard copy or in soft form have been considered.
2. The claims have been verified by the Liquidator based on the evidence/ bankers' book submitted by the respective Secured financial creditors. The amount does not necessarily match with the books of accounts of the Company.
3. The claim amount admitted is subject to further scrutinization based on subsequent information/ documents sought from the Corporate Debtor/ creditors, and the Liquidator may modify/ correct the list of claims, on the directions of the NCLT, or otherwise.




Annexure 1- Secured Financial Creditors

Sl. No.	Name of creditor	Identification No.	Details of claim received		Details of claim admitted							Amount of claim under verification	Remarks, if any	
			Amount claimed	Amount of claim admitted	Nature of claim	Amount covered by security interest	Whether security interest relinquished? (Yes/No)	Details of Security Interest	Amount covered by guarantee	% share in total amount of claims admitted	Amount of contingent claim			Amount of any mutual dues, that may be set off
1	Axis Bank Ltd	FC1	2928.41	2418.73	Secured	2418.73	Yes	2nd pari passu charge on movable properties and Debtors of the Company and second charge on all properties as mentioned in Note 1.	18.50	5.12%	0.04	509.68	0	
2	Corporation Bank- (Under Consortium arrangement)	FC2	30774.05	28466.04	Secured	28466.04	Yes	1. 2nd pari passu charge on movable properties and Debtors of the Company and second charge on all properties as mentioned in Note 1. 2. 1st pari passu charge on immovable properties of the company as mentioned in Note 1.	1822.59	60.22%	0.47	2308.01	0	
3	Corporation Bank - FAB Division (Under Sole banking)	FC3	9071.04	9,071.00	Secured	9,071.00	Yes	Exclusive charge on Company's factory situated at Borai Industrial Area, District : Durg, Chattisgarh	0	19.19%	-	0.04	0	
4	IDBI Bank Limited	FC4	7711.36	7310.59	Secured	7310.59	Yes	2nd pari passu charge on movable properties and Debtors of the Company and second charge on the properties mentioned in Note 1	295.38	15.47%	0.94	400.77	0	
Total			50484.86	47266.36		47266.36			2136.47	100%	1.44	3218.5	0	

Note:

1 Immovable Properties of the CD at:


- i) Village Shindewadi, Taluka Haveli, District : Satara
 ii) Tilak Road, Sadashiv Peth, Taluk Haveli, District : Pune
 Ratnagiri Zilla Parishad, Gram Panchayat Pimpri, Village Pimpri, Chiplun Tehsil, District : Ratnagiri
 Pragati Industrial Complex, Taluka Haveli, Kothrud, Pune



Annexure- 2: Claims of Unsecured Financial Creditors

Notes:

1. All claims received from the Unsecured Financial Creditors either by hard copy or in soft form have been considered.
2. The claims have been verified by the Liquidator based on the evidence/ bankers' book submitted by the respective unsecured financial creditors. The amount does not necessarily match with the books of accounts of the Company.
3. The claim amount admitted is subject to further scrutinization based on subsequent information/ documents sought from the Corporate Debtor/ creditors, and the Liquidator may modify/ correct the list of claims, on the directions of the NCLT, or otherwise.



Amount in ₹ lakhs

Annexure 2- Unsecured financial creditors


Sl. No.	Name of creditor	Identification No.	Details of claim received			Details of claim admitted			Amount of any mutual dues, that may be set off	Amount of claim rejected	Amount of claim under verification	Remarks, if any
			Date of receipt	Amount claimed	Amount of claim admitted	Nature of claim	Amount covered by guarantee	% share in total amount of claims admitted				
1	Mc Dowell Holdings Private Limited	FC5		1637.82	1637.82	Dues	-	100%	-	-		
Total				1637.82	1637.82							



Annexure- 3: Operational Claims of Employees/ Workmen

Notes:

1. All claims received from the Employees/ Workmen either by hard copy or in soft form have been considered.
2. The claims have been verified by the Liquidator based on the evidence/ information/proof of employment and subsequent termination submitted by the respective employees. The amount does not necessarily match with the books of accounts of the Company.
3. The claim amount admitted is subject to further scrutinization based on subsequent information/ documents sought from the Corporate Debtor/ creditors, and the Liquidator may modify/ correct the list of claims, on the directions of the NCLT, or otherwise.
4. The debts or dues of the employees are unsecured.
5. In case the below mentioned amounts is not agreeable to any employee, the concerned person may contact the liquidator at ub.liquidator@gmail.com. The Liquidator shall review the supporting documents/ information provided and consider the same for removal of any such discrepancy.




Annexure 3- Operational creditors (Workmen and Employees)


Sl. No.	Name of workman/ employee	Identification No.	Details of claim		Details of claim admitted				Amount of any mutual dues, that may be set off	Amount of claim under verification	Remarks, if any
			Date of receipt	Amount claimed	Total Amount of Claim Admitted	Admitted Claim Under section 53(1)(c) of IBC 2016	Admitted Claim Under section 53(1)(f) of IBC 2016	% share in total amount of claims admitted			
1	Timir Baran Mondal	EC1	16/12/2017	1,153,925	353,009	-	353,009	0.56%	-	800,915.72	-
2	Satadal S Dutta	EC2	20/12/2017	800,000	-	-	-	0.00%	-	800,000.00	-
3	Ratankar B Laxane	EC3	21/12/2017	283,589	225,724	-	225,724	0.36%	-	57,865.00	-
4	Sandeep Kumar Sinha	EC4	16/12/2017	221,727	220,163	-	220,163	0.35%	-	1,564.00	-
5	Kulkarni Satish Dattopant	EC5	16/12/2017	249,450	249,450	15,227	234,223	0.40%	-	-	-
6	Ajit kumar Panigrahi	EC6	19/12/2017	1,116,703	944,878	58,391	886,487	1.50%	-	171,825.00	-
7	V.Rejimon	EC7	25/12/2017	670,000	670,000	-	670,000	1.07%	-	-	-
8	Anjan Kumar Mukherjee	EC8	26/12/2017	1,000,000	4,392	-	4,392	0.01%	-	995,608.00	-
9	Surav Kumar Banerjee	EC9	26/12/2017	185,653	185,653	-	185,653	0.30%	-	-	-
10	Rajiv raman Srivastava	EC10	26/12/2017	334,813	334,813	-	334,813	0.53%	-	-	-
11	Sk Pintu	EC11	26/12/2017	127,613	144,120	-	144,120	0.23%	-	(16,507.00)	-
12	Lallan Singh	EC12	27/12/2017	927,500	794,167	89,264	704,903	1.26%	-	133,333.00	-
13	Manish Kumar Srivastava	EC13	27/12/2017	907,809	670,177	136,354	533,823	1.07%	-	237,632.00	-
14	Sanjay Kumar Singh	EC14	27/12/2017	790,438	541,778	-	541,778	0.86%	-	248,660.38	-
15	S P Karyakarte	EC15	27/12/2017	668,118	554,182	-	554,182	0.88%	-	113,936.00	-
16	Jayant Govind Kulkarni	EC16	29/12/2017	570,000	2,471	-	2,471	0.00%	-	567,529.00	-
17	Vijay Tukaram Chaffee	EC17	29/12/2017	697,561	682,105	-	682,105	1.09%	-	15,456.00	-
18	Niranjan Das	EC18	29/12/2017	281,420	45,679	16,045	29,633	0.07%	-	235,741.27	-
19	Yogesh S. Patil	EC19	29/12/2017	238,000	238,000	-	238,000	0.38%	-	-	-
20	Akhikesh Kumar	EC20	29/12/2017	330,000	321,891	-	321,891	0.51%	-	8,109.00	-
21	Rajeev Kumar	EC21	02/01/2018	76,053	76,053	-	76,053	0.12%	-	-	-
22	Nareshkumar Jha	EC22	02/01/2018	154,913	166,575	46,062	120,513	0.27%	-	(11,661.69)	-
23	Shivapoojan Giri	EC23	02/01/2018	804,202	619,047	53,509	565,538	0.99%	-	185,155.32	-
24	Sanjoy Kumar Mondal	EC24	02/01/2018	107,939	121,789	25,041	96,748	0.19%	-	(13,849.65)	-
25	Bir Bahadur Ramaji Singha	EC25	02/01/2018	1,269,472	679,963	68,584	611,379	1.08%	-	589,508.92	-
26	Rakesh Kumar Roshan	EC26	02/01/2018	98,235	27,955	27,955	-	0.04%	-	70,280.00	-
27	Rakesh Kumar Singh	EC27	02/01/2018	262,760	270,313	25,916	244,397	0.43%	-	(7,553.08)	-
28	Santosh Kumar Singh	EC28	02/01/2018	63,997	28,597	12,097	16,500	0.05%	-	35,400.00	-
29	Pashupati Kumar Jha	EC29	02/01/2018	171,915	173,680	28,910	144,770	0.28%	-	(1,764.86)	-
30	Shambhu Nath Rai	EC30	02/01/2018	441,904	442,817	27,625	415,192	0.71%	-	(913.37)	-
31	Avishek Kumar	EC31	02/01/2018	103,727	92,371	27,040	65,331	0.15%	-	11,355.58	-

NOTARY
UDAI PRAKASH
MUMBAI BARASHI EC20
REG. NO. 9872 EC1
EXP. D. 27/12/2018



GOVT. OF INDIA



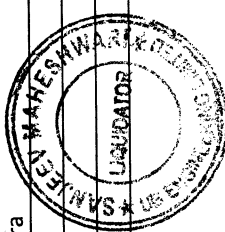
32	Diwakar Kumar Mishra	EC32	02/01/2018	33,646	17,808	17,808	-	-	-	0.03%	-	-	15,838.00	-
33	Binay Kumar Pandey	EC33	02/01/2018	137,029	121,330	29,498	91,832	-	-	0.19%	-	-	15,698.53	-
34	Ajit Kumar Singh	EC34	02/01/2018	94,694	98,648	16,764	81,884	-	-	0.16%	-	-	(3,953.90)	-
35	Om Prakash Tiwari	EC35	02/01/2018	276,825	124,263	11,993	112,270	-	-	0.20%	-	-	152,562.25	-
36	Ranjeet Prasad Gupta	EC36	02/01/2018	162,361	168,224	27,884	140,341	-	-	0.27%	-	-	(5,863.38)	-
37	Atul Kumar	EC37	02/01/2018	229,804	285,847	53,950	231,896	-	-	0.46%	-	-	(56,042.54)	-
38	Mritunjoy sarkar	EC38	02/01/2018	82,065	23,118	23,118	-	-	-	0.04%	-	-	58,947.00	-
39	Prem Chand	EC39	02/01/2018	150,290	151,996	63,051	88,945	-	-	0.24%	-	-	(1,706.19)	-
40	Alok Kumar Bhandhari	EC40	02/01/2018	89,948	98,349	19,483	78,866	-	-	0.16%	-	-	(8,400.85)	-
41	Rantikanta Biswal	EC41	02/01/2018	730,297	131,154	-	131,154	-	-	0.21%	-	-	599,143.00	-
42	Dwiti Krishna Biswa	EC42	02/01/2018	513,362	361,004	81,034	279,970	-	-	0.57%	-	-	152,358.14	-
43	Sanjeev Saxena	EC43	02/01/2018	1,210,114	366,497	-	366,497	-	-	0.58%	-	-	843,617.00	-
44	Prabir Kumar Trivedy	EC44	02/01/2018	804,713	549,337	-	549,337	-	-	0.87%	-	-	255,376.00	-
45	Suvendu Sekhar Raj	EC45	02/01/2018	315,522	161,201	-	161,201	-	-	0.26%	-	-	154,321.00	-
46	Sudesh Kumar	EC46	02/01/2018	253,912	170,613	-	170,613	-	-	0.27%	-	-	83,299.00	-
47	Pratap Behara	EC47	02/01/2018	272,664	157,681	29,260	128,420	-	-	0.25%	-	-	114,983.27	-
48	Sanohar	EC48	02/01/2018	624,710	496,504	-	496,504	-	-	0.79%	-	-	128,206.00	-
49	Nirmal Kumar Dhara	EC49	02/01/2018	409,000	-	-	-	-	-	0.00%	-	-	409,000.00	-
50	Kamalakar Pandey	EC50	02/01/2018	871,566	412,448	-	412,448	-	-	0.66%	-	-	459,118.00	-
51	Vyas Singh	EC51	02/01/2018	86,045	-	-	-	-	-	0.00%	-	-	86,045.00	-
52	Nageshwara rao	EC52	03/01/2018	403,714	-	-	-	-	-	0.00%	-	-	403,714.00	-
53	Rajiv Ranjan Choudhary	EC53	03/01/2018	647,422	458,952	91,976	366,976	-	-	0.73%	-	-	188,470.00	-
54	Soma Sundaran	EC54	03/01/2018	61,905	-	-	-	-	-	0.00%	-	-	61,905.00	-
55	Uday Manikrao Radkar	EC55	03/01/2018	522,465	512,697	-	512,697	-	-	0.82%	-	-	9,768.00	-
56	Sunil Pandurang	EC56	03/01/2018	1,300,000	-	-	-	-	-	0.00%	-	-	1,300,000.00	-
57	Parushram Timmanna	EC57	03/01/2018	729,929	460,550	-	460,550	-	-	0.73%	-	-	269,379.00	-
58	Amit Ghosh	EC58	03/01/2018	489,030	419,736	74,032	345,704	-	-	0.67%	-	-	69,294.00	-
59	Sanjay Kumar Dwivedi	EC59	03/01/2018	75,000	48,362	-	48,362	-	-	0.08%	-	-	26,638.00	-
60	Amitava Das	EC60	03/01/2018	982,093	743,820	93,704	650,116	-	-	1.18%	-	-	238,273.00	-
61	Tapas Sarkar	EC61	03/01/2018	149,444	88,791	-	88,791	-	-	0.14%	-	-	60,653.00	-
62	Tapan Kumar Das	EC62	04/01/2018	459,239	380,158	135,002	245,157	-	-	0.61%	-	-	79,080.65	-
63	Om Prakash Jaiswal	EC63	04/01/2018	318,734	121,529	107,467	14,062	-	-	0.19%	-	-	197,204.58	-
64	Koushik Mondal	EC64	04/01/2018	132,711	91,916	-	91,916	-	-	0.15%	-	-	40,795.00	-
65	Brijesh Kumar Rai	EC65	04/01/2018	1,256,268	17,446	17,446	-	-	-	0.03%	-	-	1,238,822.00	-
66	Rupesh Kumar Singh	EC66	04/01/2018	103,332	72,322	-	72,322	-	-	0.12%	-	-	31,010.00	-
67	Amitabh Bhattacharjee	EC67	04/01/2018	165,949	165,949	-	165,949	-	-	0.26%	-	-	-	-
68	Manoj Kumar Srivastava	EC68	04/01/2018	74,120	7,000	7,000	-	-	-	0.01%	-	-	67,120.00	-
69	Satyendra Kumar Singh	EC69	04/01/2018	540,428	332,538	-	332,538	-	-	0.53%	-	-	207,890.00	-
70	Bhagirath Swain	EC70	05/01/2018	541,349	204,186	-	204,186	-	-	0.33%	-	-	337,163.00	-
71	Manda Venkateswara Rao	EC71	05/01/2018	181,738	181,738	24,937	156,801	-	-	0.29%	-	-	-	-





72	Biplap Swain	EC72	05/01/2018	17,145	17,145	-	17,145	0.03%	-	-	-	-
73	Nirmalendu Bhattacharya	EC73	05/01/2018	523,628	214,313	134,767	79,546	0.34%	-	-	309,315.00	-
74	Nanibabu Neupane	EC74	05/01/2018	105,238	96,781	-	96,781	0.15%	-	-	8,457.00	-
75	Mahesh Kumar Srivastava	EC75	05/01/2018	168,615	99,375	-	99,375	0.16%	-	-	69,240.00	-
76	Jayanta Kumar Majumder	EC76	05/01/2018	144,065	41,423	4,145	37,278	0.07%	-	-	102,642.00	-
77	Pankaj Ashoklal Sarnot	EC77	05/01/2018	221,762	134,011	-	134,011	0.21%	-	-	87,751.00	-
78	Naval Kishor Pandey	EC78	05/01/2018	99,041	73,968	-	73,968	0.12%	-	-	25,073.00	-
79	Arup Kumar Bose	EC79	05/01/2018	836,209	682,321	123,231	559,090	1.09%	-	-	153,888.00	-
80	Ramesh Ram Prajapati	EC80	05/01/2018	205,348	202,969	-	202,969	0.32%	-	-	2,379.00	-
81	Arun Kumar Saw	EC81	05/01/2018	40,000	78,840	-	78,840	0.13%	-	-	(38,840.00)	-
82	Rajith Kumar	EC82	05/01/2018	91,760	86,220	-	86,220	0.14%	-	-	5,540.00	-
83	Parmendra Kumar Rao	EC83	05/01/2018	103,646	100,302	6,418	93,884	0.16%	-	-	3,343.65	-
84	Narayanan Kutty	EC84	05/01/2018	112,078	72,178	22,087	50,091	0.11%	-	-	39,900.17	-
85	Ranjeet Kumar Dubey	EC85	05/01/2018	213,737	129,336	22,642	106,694	0.21%	-	-	84,400.56	-
86	Saurabh Sarkar	EC86	05/01/2018	33,140	20,763	13,095	7,668	0.03%	-	-	12,377.00	-
87	Ayodhya Sharma	EC87	05/01/2018	219,591	208,778	28,691	180,088	0.33%	-	-	10,812.63	-
88	Ashok Kumar Rathour	EC88	05/01/2018	231,913	61,335	-	61,335	0.10%	-	-	170,578.00	-
89	Anand Purohit	EC89	05/01/2018	418,279	198,406	-	198,406	0.32%	-	-	219,873.00	-
90	Goutam Kundu	EC90	05/01/2018	433,121	179,942	74,961	104,981	0.29%	-	-	253,179.22	-
91	Manoj Kumar Choudhary	EC91	05/01/2018	168,775	-	-	-	0.00%	-	-	168,775.00	-
92	Moinuddin Ansari	EC92	05/01/2018	249,516	155,869	18,914	136,954	0.25%	-	-	93,647.35	-
93	Ajay Kumar Parida	EC93	05/01/2018	186,732	111,091	3,704	107,387	0.18%	-	-	75,640.92	-
94	Kaushik Pramanik	EC94	05/01/2018	228,497	228,497	-	228,497	0.36%	-	-	-	-
95	Chandra Shekhar Rao	EC95	05/01/2018	537,739	283,601	218,837	64,764	0.45%	-	-	254,138.00	-
96	Sankar Behara	EC96	05/01/2018	1,022,716	330,371	54,751	275,620	0.53%	-	-	692,345.21	-
97	Saroj kumar Dutta	EC97	05/01/2018	739,230	553,620	107,809	445,811	0.88%	-	-	185,610.18	-
98	Jagabandhu Sahoo	EC98	05/01/2018	267,766	282,992	88,889	194,103	0.45%	-	-	(15,226.35)	-
99	Abhishek Mishra	EC99	05/01/2018	54,612	53,325	-	53,325	0.08%	-	-	1,287.00	-
100	Anil Kumar Gupta	EC100	05/01/2018	2,428,080	1,431,503	-	1,431,503	2.28%	-	-	996,577.00	-
101	Ashutosh Kumar Pandey	EC101	08/01/2018	130,000	125,730	-	125,730	0.20%	-	-	4,270.00	-
102	Subrata Sarkar	EC102	08/01/2018	391,539	110,196	-	110,196	0.18%	-	-	281,343.00	-
103	D. Prabakaran	EC103	08/01/2018	600,000	490,748	-	490,748	0.78%	-	-	109,252.00	-
104	Sanjay Biswas	EC104	08/01/2018	334,530	157,602	-	157,602	0.25%	-	-	176,928.00	-
105	Ashok Rade	EC105	08/01/2018	110,000	59,000	-	59,000	0.09%	-	-	51,000.00	-
106	Santosh Kumar Mohanty	EC106	08/01/2018	286,332	262,667	-	262,667	0.42%	-	-	23,665.00	-
107	Kulavant Singh	EC107	08/01/2018	84,825	45,086	-	45,086	0.07%	-	-	39,739.00	-
108	Ranjeet Gupta	EC108	08/01/2018	162,361	25,126	-	25,126	0.04%	-	-	137,235.00	-
109	Ashis Chakraborty	EC109	08/01/2018	640,044	640,044	-	640,044	1.02%	-	-	-	-
110	Bharat Awasthi	EC110	08/01/2018	35,204	21,958	-	21,958	0.03%	-	-	13,246.00	-
111	Bijoy Biswas	EC111	08/01/2018	169,417	125,035	-	125,035	0.20%	-	-	44,382.00	-



112	Tapas Kumar Chakrabarti	EC112	08/01/2018	535,421	371,852	-	371,852	0.59%	-	-	163,569.00	-
113	Gouranga Charan Bal	EC113	06/01/2018	145,840	-	-	-	0.00%	-	-	145,840.00	-
114	Rajesh Kumar Nigam	EC114	08/01/2018	87,868	52,003	18,530	33,473	0.08%	-	-	35,865.00	-
115	Praabhat Singh	EC115	08/01/2018	163,907	163,157	-	163,157	0.26%	-	-	750.00	-
116	Harendra Chun Chun Poddar	EC116	08/01/2018	177,434	166,344	-	166,344	0.26%	-	-	11,090.00	-
117	Anand Mohan Kumar	EC117	08/01/2018	175,000	-	-	-	0.00%	-	-	175,000.00	-
118	Goutam Rakshit	EC118	08/01/2018	248,683	210,855	27,958	182,897	0.34%	-	-	37,827.94	-
119	Neeraj kumar Pandey	EC119	08/01/2018	362,145	342,317	-	342,317	0.55%	-	-	19,828.00	-
120	SK Ashif Ikbal	EC120	08/01/2018	218,058	217,713	-	217,713	0.35%	-	-	345.00	-
121	Rajeev Mishra	EC121	08/01/2018	1,321,394	1,205,044	-	1,205,044	1.92%	-	-	116,350.00	-
122	Sukanta Sarkar	EC122	08/01/2018	226,000	35,143	-	35,143	0.06%	-	-	190,857.00	-
123	Asim Chattopadhyaya	EC123	08/01/2018	150,000	136,567	-	136,567	0.22%	-	-	13,433.00	-
124	Ram Dhari yadav	EC124	08/01/2018	145,986	145,986	-	145,986	0.23%	-	-	-	-
125	Gajendra kr Singh	EC125	08/01/2018	529,355	81,683	43,825	37,858	0.13%	-	-	447,672.00	-
126	Subhasis Rout	EC126	08/01/2018	186,693	138,931	20,410	118,521	0.22%	-	-	47,761.96	-
127	Anil Anandrao Bhosale	EC127	08/01/2018	1,043,024	923,280	-	923,280	1.47%	-	-	119,744.00	-
128	Baldev Singh jassal	EC128	08/01/2018	44,559	78,769	26,068	52,700	0.13%	-	-	(34,209.67)	-
129	Nandu Krishnakant Paigude	EC129	08/01/2018	90,200	53,377	-	53,377	0.08%	-	-	36,823.00	-
130	Shivprasad Sahoo	EC130	08/01/2018	50,000	49,675	-	49,675	0.08%	-	-	325.00	-
131	Vilas Vasudeo Gore	EC131	08/01/2018	1,750,465	-	-	-	0.00%	-	-	1,750,465.00	-
132	Uma Mohan Deshpande	EC132	08/01/2018	3,846,302	-	-	-	0.00%	-	-	3,846,302.00	-
133	M. Demudu Babu	EC133	08/01/2018	407,648	198,655	62,949	135,706	0.32%	-	-	208,993.00	-
134	M.Rajamohan	EC134	08/01/2018	435,566	198,158	156,785	41,373	0.32%	-	-	237,408.00	-
135	Chandra Shekhar Dixit	EC135	08/01/2018	40,000	36,348	-	36,348	0.06%	-	-	3,652.00	-
136	Piyush jana	EC136	08/01/2018	165,938	160,445	77,191	83,254	0.26%	-	-	5,493.00	-
137	Mahinder Pal	EC137	08/01/2018	355,298	-	-	-	0.00%	-	-	355,298.00	-
138	Rabindra Nath Swain	EC138	08/01/2018	128,970	167,627	-	167,627	0.27%	-	-	(38,657.00)	-
139	Deepak Tiwari	EC139	08/01/2018	395,067	245,961	-	245,961	0.39%	-	-	149,106.00	-
140	Pramod Kumar	EC140	08/01/2018	33,787	32,867	32,867	32,867	0.05%	-	-	920.00	-
141	Md. Halim Ansari	EC141	08/01/2018	228,726	122,119	17,085	105,034	0.19%	-	-	106,606.92	-
142	Sunil Kumar	EC142	08/01/2018	123,760	100,162	-	100,162	0.16%	-	-	23,598.00	-
143	Subodh Kumar Biswas	EC143	08/01/2018	804,213	272,870	233,530	39,340	0.43%	-	-	531,343.00	-
144	Ajeet Singh Naruka	EC144	08/01/2018	467,141	283,445	-	283,445	0.45%	-	-	183,695.96	-
145	G Sudhakar	EC145	08/01/2018	672,525	440,921	251,579	189,342	0.70%	-	-	231,604.00	-
146	Kripal Singh	EC146	01/09/2018	387,680	247,724	-	247,724	0.39%	-	-	139,956.00	-
147	Mayank Agrawal	EC147	01/09/2018	114,477	49,352	-	49,352	0.08%	-	-	65,125.00	-
148	Ramesh Chandra	EC148	09/01/2018	473,454	120,167	-	120,167	0.19%	-	-	353,287.00	-
149	Manvir Singh	EC149	01/09/2018	145,464	80,926	-	80,926	0.13%	-	-	64,538.00	-
150	Sampat Singh	EC150	01/09/2018	295,862	105,955	-	105,955	0.17%	-	-	189,907.00	-
151	Apil Sharma	EC151	01/09/2018	124,021	114,993	-	114,993	0.18%	-	-	9,028.00	-




190	Saumya ranjan Mohapatra	EC190	10/01/2018	326,955	342,726	-	342,726	0.55%	-	-	(15,771.00)	-
191	Yashpal Manoharal Thukral	EC191	09/01/2018	429,381	381,861	-	381,861	0.61%	-	-	47,520.00	-
192	Mukesh Kumar Sharma	EC192	09/01/2018	212,404	210,081	54,626	155,455	0.33%	-	-	2,323.12	-
193	GOVIND RAMCHANDRA TANAVADE	EC193	09/01/2018	327,615	315,907	48,073	267,834	0.50%	-	-	11,707.70	-
194	RAMESH GOVIND MAHADIK	EC194	09/01/2018	268,003	225,124	16,344	208,780	0.36%	-	-	42,879.00	-
195	Manish Chandrakant Solanki	EC195	09/01/2018	44,071	26,525	-	26,525	0.04%	-	-	17,546.00	-
196	Sumanta Chaudhuri	EC196	09/01/2018	2,096,706	816,909	-	816,909	1.30%	-	-	1,279,797.00	-
197	Shrikanth Reddy	EC197	09/01/2018	139,498	110,285	-	110,285	0.18%	-	-	29,213.00	-
198	Ganesh Prasad Singh	EC198	09/01/2018	461,439	463,439	-	463,439	0.74%	-	-	(2,000.00)	-
199	P. Keshavan	EC199	08/01/2018	451,723	190,801	-	190,801	0.30%	-	-	260,922.00	-
200	Trishit Chakraborty	EC200	08/01/2018	387,000	406,506	-	406,506	0.65%	-	-	(19,506.00)	-
201	C. Mohandas	EC201	08/01/2018	257,118	165,669	-	165,669	0.26%	-	-	91,449.00	-
202	Vipin Tiwari	EC202	08/01/2018	176,578	140,874	18,427	122,447	0.22%	-	-	35,704.00	-
203	Shamsher Singh	EC203	09/01/2018	96,976	66,880	-	66,880	0.11%	-	-	30,096.00	-
204	Murugan S	EC204	09/01/2018	74,572	18,290	2,613	15,677	0.03%	-	-	56,282.00	-
205	Virendra Kumar Nayak	EC205	09/01/2018	288,585	62,714	20,270	42,444	0.10%	-	-	225,871.50	-
206	Sushil Kumar Sahu	EC206	09/01/2018	127,373	17,849	17,849	-	0.03%	-	-	109,524.04	-
207	Sanjay Singh	EC207	09/01/2018	454,668	38,768	-	38,768	0.06%	-	-	415,900.00	-
208	Ritesh Kumar Srivastav	EC208	08/01/2018	114,930	112,472	112,472	-	0.18%	-	-	2,458.00	-
209	Rajendar kumar Gaur	EC209	09/01/2018	2,110,612	130,646	130,646	-	0.21%	-	-	1,979,966.00	-
210	Nitin P. Ghadi	EC210	09/01/2018	105,000	72,246	-	72,246	0.12%	-	-	32,754.00	-
211	M Ravindran	EC211	08/01/2018	568,531	303,489	166,528	136,961	0.48%	-	-	265,042.46	-
212	Vireshwar nagar	EC212	09/01/2018	2,180,352	948,000	-	948,000	1.51%	-	-	1,232,352.00	-
213	Pobitra Hazarika	EC213	06/01/2018	294,263	157,435	113,657	43,778	0.25%	-	-	136,828.31	-
214	NITIN DHONDU SONAWANE	EC214	08/01/2018	96,658	82,658	-	82,658	0.13%	-	-	14,000.00	-
215	Nand kishore Dhanraj Deshpande	EC215	06/01/2018	237,106	149,746	7,131	142,615	0.24%	-	-	87,359.85	-
216	Mukul kumar verma	EC216	08/01/2018	730,146	521,024	-	521,024	0.83%	-	-	209,122.00	-
217	Koneti Sambasua Rap	EC217	08/01/2018	28,200	289,909	-	289,909	0.46%	-	-	(261,709.00)	-
218	Manish Kumar Seth	EC218	08/01/2018	49,120	-	-	-	0.00%	-	-	49,120.00	-
219	Mahaveer Prasad Meghwal	EC219	05/01/2018	359,619	294,962	-	294,962	0.47%	-	-	64,657.00	-
220	MS Bhongade	EC220	06/01/2018	100,000	128,535	-	128,535	0.20%	-	-	(28,535.00)	-
221	Dinesh Chander	EC221	08/01/2018	326,807	271,852	102,564	169,289	0.43%	-	-	54,954.69	-
222	K RAMANRAO RAO	EC222	09/01/2018	2,442,000	763,547	165,752	597,795	1.22%	-	-	1,678,453.00	-
223	Prabhakar Bandhu Khadake	EC223	09/01/2018	413,181	317,361	35,789	281,572	0.51%	-	-	95,819.77	-
224	raghunandan jha	EC224	09/01/2018	440,597	440,597	-	440,597	0.70%	-	-	-	-
225	debasis das	EC225	11/01/2018	36,559	36,559	-	36,559	0.06%	-	-	-	-
226	goutam roy choudhry	EC226	09/01/2018	500,000	-	-	-	0.00%	-	-	500,000.00	-
227	Rajesh Ranjan	EC227	08/01/2018	78,225	65,214	12,384	52,830	0.10%	-	-	13,011.08	-
228	Subhabrata chakraborty	EC228	09/01/2018	349,714	349,714	-	349,714	0.56%	-	-	-	-
229	Amit Kumar Pal	EC229	11/01/2018	223,564	266,089	-	266,089	0.42%	-	-	(42,525.00)	-



230	UDAI KUMAR SHARMA	EC230	03/01/2018	97,626	127,029	42,009	85,020	0.20%	-	-	(29,402.87)	-
231	PRABHAT KUMAR CHOUDHARY	EC231	09/01/2018	125,000	-	-	-	0.00%	-	-	125,000.00	-
232	Thomas Varghese	EC232	10/01/2018	335,811	119,001	23,644	95,356	0.19%	-	-	216,810.10	-
233	Janardan giri	EC233	11/01/2018	903,797	563,106	89,709	473,397	0.90%	-	-	340,691.00	-
234	Abhishek Srivastav	EC234	11/01/2018	619,855	225,304	-	225,304	0.36%	-	-	394,551.00	-
235	Gulrez alam	EC235	09/01/2018	-	240,458	-	240,458	0.38%	-	-	(240,458.00)	-
236	gopal Vishwakarma	EC236	10/01/2018	102,436	91,408	22,665	68,743	0.15%	-	-	11,027.87	-
237	narayan chandra rath	EC237	11/01/2018	371,000	386,225	-	386,225	0.62%	-	-	(15,225.00)	-
238	subhay singh	EC238	11/01/2018	186,912	-	-	-	0.00%	-	-	186,912.00	-
239	mukul	EC239	11/01/2018	120,633	76,337	-	76,337	0.12%	-	-	44,296.00	-
240	Dheendra singh	EC240	03/01/2018	332,116	161,474	-	161,474	0.26%	-	-	170,642.00	-
241	Sujit Roy Chowhary	EC241	09/01/2018	476,000	-	-	-	0.00%	-	-	476,000.00	-
242	Raj Kumar Verma	EC242	05/01/2018	657,150	41,765	-	41,765	0.07%	-	-	615,385.38	-
243	Dhananjay Kumar Tiwari	EC243	15/01/2018	587,885	150,285	-	150,285	0.24%	-	-	437,600.00	-
244	Malik Akhlaque Ahmad	EC244	15/01/2018	238,000	233,578	-	233,578	0.37%	-	-	4,422.00	-
245	Shuhanta Kumar Swain	EC245	15/01/2018	153,269	31,335	31,335	-	0.05%	-	-	121,933.58	-
246	Nani babu badda	EC246	09/01/2018	122,719	96,781	-	96,781	0.15%	-	-	25,938.00	-
247	sk shamshad ahmad	EC247	16/01/2018	935,071	576,022	111,251	464,771	0.92%	-	-	359,049.00	-
248	abani kumar Bharimal	EC248	16/01/2018	102,541	31,905	-	31,905	0.05%	-	-	70,636.00	-
249	rajesh kumar singh	EC249	16/01/2018	440,268	300,390	67,221	233,169	0.48%	-	-	139,878.00	-
250	V.G.Saseedharan	EC250	16/01/2018	818,389	525,495	107,896	417,599	0.84%	-	-	292,894.00	-
251	Mano kumar bose	EC251	17/01/2018	150,000	-	-	-	0.00%	-	-	150,000.00	-
252	Mukesh Singh	EC252	19/01/2018	378,235	-	-	-	0.00%	-	-	378,235.00	-
253	Pavan Kumar jha	EC253	19/01/2018	433,430	133,411	53,695	79,716	0.21%	-	-	300,019.00	-
254	Avinash Kumar	EC254	08/01/2018	76,138	26,769	14,697	12,072	0.04%	-	-	49,368.96	-
255	Subhash Gayakwad	EC255	22/01/2018	206,945	18,407	-	18,407	0.03%	-	-	188,538.00	-
256	Kashinath Dattu Patil	EC256	22/01/2018	169,000	92,672	-	92,672	0.15%	-	-	76,328.00	-
257	Rudal Prasad	EC257	22/01/2018	146,000	122,090	-	122,090	0.19%	-	-	23,910.00	-
258	PREM SINGH	EC258	22/01/2018	357,588	41,454	-	41,454	0.07%	-	-	316,134.00	-
259	Prateep Chanda	EC259	22/01/2018	93,786	116,516	-	116,516	0.19%	-	-	(22,730.00)	-
260	RATAN CHAND SHARMA	EC260	29/01/2018	441,145	-	-	-	0.00%	-	-	441,145.00	-
261	chitta ranjan chakraborty	EC261	29/01/2018	219,915	-	-	-	0.00%	-	-	219,915.00	-
262	Manoj Kumar Sing	EC262	30/01/2018	217,800	-	-	-	0.00%	-	-	217,800.00	-
263	Sanjay Naneriya	EC263	30/01/2018	160,000	-	-	-	0.00%	-	-	160,000.00	-
264	Om Prakash Kasyap	EC264	24/01/2018	236,084	14,732	-	14,732	0.02%	-	-	221,351.69	-
265	Anil kumar Goel	EC265	27/01/2018	122,270	108,882	108,882	-	0.17%	-	-	13,388.43	-
266	SANJAY KUMAR SANJEEV SWAIN	EC266	29/01/2018	1,387,452	850,813	-	850,813	1.35%	-	-	536,638.85	-
267	Baburam Purushottam Swain	EC267	30/01/2018	299,342	-	-	-	0.00%	-	-	299,342.00	-

Records indicate
debit amount of ₹
24682




268	J.K.SARDANA	EC268	30/01/2018	5,511,188	4,189,270	-	4,189,270	6.67%	-	-	1,321,918.08	-
269	Shobhit Omar	EC269	31/01/2018	70,000	-	-	-	0.00%	-	-	70,000.00	-
270	Manoj Kumar Yadav	EC270	01/02/2018	-	-	-	-	0.00%	-	-	-	-
271	Chandrika Prasad Sahu	EC271		451,350	282,127	-	282,127	0.45%	-	-	169,223.00	-
272	Pranab Bhattacharjee	EC272		1,259,444	964,420	-	964,420	1.54%	-	-	295,024.00	-
273	Vishwanath Nishad	EC273		526,803	-	-	-	0.00%	-	-	526,803.00	-
274	Late Suresh Prasad	EC274	09/01/2018	368,340	-	-	-	0.00%	-	-	368,340.00	-
Total				120,435,367	62,798,459	5,688,005	57,110,454	100.00%	-	-	57,636,908	-



Annexure- 4: Operational Claims of Government Dues


Notes:

1. All claims received from the Government Dues either by hard copy or in soft form have been considered.
2. The claims have been verified by the Liquidator based on the evidence/ information/proof of employment and subsequent termination submitted by the respective employees. The amount does not necessarily match with the books of accounts of the Company.
3. The claim amount admitted is subject to further scrutinization based on subsequent information/ documents sought from the Corporate Debtor/ creditors, and the Liquidator may modify/ correct the list of claims, on the directions of the NCLT, or otherwise.
4. The debts or dues of the Government are unsecured.



Amount in ₹ lak



Sl. No.	Details of Claimant		Details of claim received		Details of claim admitted							Amount of claim under verification	Remarks, if any
	Department	Identification No.	Date of receipt	Amount claimed	Amount of claim admitted	Nature of claim	Amount covered by lien or attachment pending disposal	Whether lien/ attachment removed? (Yes/No)	% share in total amount of claims admitted	Amount of contingent claim	Amount of any mutual dues, that may be set off		
1	Office of The Asst. Commissioner of Sales Tax	GC1	02/03/2020	2,446.48	774.95	Unsecured	NA	Yes	11.14%	-	-	1,671.52	-
2	Office of The Asst. Commissioner of Commercial Tax	GC2	02/03/2020	1,850.08	959.48	Unsecured	NA	Yes	13.79%	-	-	890.59	-
3	Asst. Commissioner (State Tax)	GC3	02/03/2020	363.19	262.85	Unsecured	NA	Yes	3.78%	-	-	100.34	-
4	Office of Asst. Commissioner of Sales Tax	GC4	02/03/2020	4,477.75	2,073.06	Unsecured	NA	Yes	29.80%	-	-	2,404.69	-
5	Office of the Asst. Commissioner Commercial Tax	GC5	14/05/2022	1,477.06	1,477.06	Unsecured	NA	Yes	21.23%	-	-	-	-
6	Office of the Dy. Commissioner of TDS (Pune)	GC6	14/05/2022	302.94	302.94	Unsecured	NA	Yes	4.35%	-	-	-	-
7	Regional PF Commissioner II (Compliance)	GC7	14/05/2022	19.91	19.91	Unsecured	NA	Yes	0.29%	-	-	-	-
8	Regional PF Commissioner II (Legal)	GC8	14/05/2022	242.56	242.56	Unsecured	NA	Yes	3.49%	-	-	-	-
9	Office of the Asst. Commissioner of State Tax	GC9	14/05/2022	41.53	41.53	Unsecured	NA	Yes	0.60%	-	-	-	-
10	Deputy Commissioner of Commercial Tax	GC10	14/05/2022	603.41	603.41	Unsecured	NA	Yes	8.67%	-	-	-	-
11	Assistant Commissioner Pune-II Division Central GST Pune	GC11	04/01/2018	11,222.62	199.20	Unsecured	NA	Yes	2.86%	-	-	11,023.42	-
Total				23,047.52	6,956.95				100.00%			16,090.57	



Annexure- 5: Claims of Operational Creditors (except workmen and employees and government dues)

Notes:


1. All claims received from the Operational Creditors either by hard copy or in soft form have been considered.
2. The claims have been verified by the Liquidator based on the evidence/ information/details/invoices towards which the claims have arisen submitted by the respective operational creditors. The amount does not necessarily match with the books of accounts of the Company.
3. For Operational Creditors, whose claims have not been received under liquidation, either the outstanding in the books of accounts or claims received during CIRP have been considered.
4. The claim amount admitted is subject to further scrutinization based on subsequent information/ documents sought from the Corporate Debtor/ creditors, and the Liquidator may modify/ correct the list of claims, on the directions of the NCLT, or otherwise.
5. Expenditure incurred and outstanding during the CIRP period has not been reflected as operational creditors, as they form part of the CIRP Cost.
6. The debts or dues of the operational creditors are unsecured.




Annexure 5- Operational creditors (other than Workmen, Employees and Government Dues)

Amount in ₹ lakhs


Sl. No.	Name of creditor	Identification No.	Date of receipt	Details of claim			Details of claim admitted			Amount of contingent claim	Amount of any mutual dues, that may be set off	Amount of claim rejected	Amount of claim under verification	Remarks, if any
				Amount claimed	Amount of claim admitted	Nature of claim	% share in total amount of claims admitted	% share in total amount of claims admitted						
1	R.K Corporation (Surat)	OC1	18/12/2017	41.65	35.32	Unsecured	2.01%	-	-	-	6.34			
2	Cosmos Lifters & Technical Services Pvt Ltd	OC2	21/12/2017	34.99	17.16	Unsecured	0.98%	-	-	-	17.83			
3	Elite Enterprise	OC3	25/12/2017	18.54	-	Unsecured	0.00%	-	-	-	18.54			
4	Tripathi Engineering	OC4	25/12/2017	14.50	-	Unsecured	0.00%	-	-	-	14.50			
5	M.G.Weld Product	OC5	27/12/2017	9.81	9.81	Unsecured	0.56%	-	-	-	-			
6	Camaliya Enterprises	OC6	27/12/2017	15.76	-	Unsecured	0.00%	-	-	-	15.76			
7	Saraswati Transport Co	OC7	27/12/2017	57.93	56.79	Unsecured	3.24%	-	-	-	1.14			
8	R.S. Contruction	OC8	29/12/2017	36.04	36.14	Unsecured	2.06%	-	-	-	(0.10)			
9	Chatterjee Enterprise	OC9	29/12/2017	346.14	3.27	Unsecured	0.19%	-	-	-	342.87			
10	SP Engineers And Contractors	OC10	02/01/2018	54.75	-	Unsecured	0.00%	-	-	-	54.75			
11	Motial Agarwal	OC11	02/01/2018	2.56	1.62	Unsecured	0.09%	-	-	-	0.94			
12	M/s Friends Enterprises	OC12	02/01/2018	83.80	-	Unsecured	0.00%	-	-	-	83.80			
13	Nile Traders	OC13	02/01/2018	56.95	30.40	Unsecured	1.73%	-	-	-	26.55			
14	Saini Construction Co.	OC14	03/01/2018	56.13	27.46	Unsecured	1.56%	-	-	-	28.68			
15	M/S Meena Contractor	OC15	03/01/2018	79.80	75.80	Unsecured	4.32%	-	-	-	4.00			
16	Decons Proprotorship	OC16	03/01/2018	90.93	67.33	Unsecured	3.84%	-	-	-	23.60			
17	Behra & Behra Construction	OC17	03/01/2018	6.57	5.35	Unsecured	0.30%	-	-	-	1.22			
18	Ruma Sahoo	OC18	03/01/2018	3.75	2.63	Unsecured	0.15%	-	-	-	1.12			
19	Jai Jagannath Enterprises	OC19	04/01/2018	43.07	43.07	Unsecured	2.45%	-	-	-	-			
20	M/s Tarini Enterprises	OC20	04/01/2018	87.17	87.17	Unsecured	4.97%	-	-	-	-			
21	Engineering Projects (India) Limited	OC21	04/01/2018	2,961.54	-	Unsecured	0.00%	-	-	-	2,961.54			
22	Star India Erectors	OC22	05/01/2018	81.53	7.16	Unsecured	0.41%	-	-	-	74.37			
23	Shivam Enterprises	OC23	05/01/2018	41.92	3.36	Unsecured	0.19%	-	-	-	38.57			
24	J.B Enterprise	OC24	05/01/2018	17.40	17.98	Unsecured	1.02%	-	-	-	(0.58)			
25	M/s Galaxy Power Solutions	OC25	05/01/2018	2.24	2.30	Unsecured	0.13%	-	-	-	(0.06)			
26	Ruinks Enterprises	OC26	05/01/2018	11.89	-	Unsecured	0.00%	-	-	-	11.89			
27	M/S Maa Bhabani Construction	OC27	05/01/2018	5.28	3.03	Unsecured	0.17%	-	-	-	2.25			
28	Amrik Enterprise Private Limited	OC28	05/01/2018	50.11	50.29	Unsecured	2.87%	-	-	-	(0.18)			
29	Vuppidi Ramesh	OC29	05/01/2018	2.92	2.92	Unsecured	0.17%	-	-	-	(0.00)			
30	RAK INFRA	OC30	05/01/2018	2.16	2.16	Unsecured	0.12%	-	-	-	-			



31	LEKHA ENTERPRISES	OC31	05/01/2018	29.65	29.08	Unsecured	1.66%	-	-	0.57	
32	Ashirwad Gas	OC32	03/01/2018	8.76	-	Unsecured	0.00%	-	-	8.76	
33	Chaitanya Sales Corporation	OC33	08/01/2018	24.75	10.55	Unsecured	0.60%	-	-	14.20	
34	R.G.Engineering	OC34	08/01/2018	6.28	5.02	Unsecured	0.29%	-	-	1.26	
35	M/S Allied Weld Industries	OC35	08/01/2018	52.66	39.52	Unsecured	2.25%	-	-	13.13	
36	Kaushal Enterprises	OC36	08/01/2018	5.40	5.58	Unsecured	0.32%	-	-	(0.19)	
37	Pratap Chandra Sahoo	OC37	08/01/2018	5.41	0.41	Unsecured	0.02%	-	-	5.00	
38	Prakshi Yedanth Enterprises	OC38	10/01/2018	20.85	-	Unsecured	0.00%	-	-	20.85	
39	Ambe Construction Company	OC39	10/01/2018	3.92	1.36	Unsecured	0.08%	-	-	2.56	
40	Techmark CO	OC40	10/01/2018	2.61	0.74	Unsecured	0.04%	-	-	1.87	
41	Barkat Hiring Company	OC41	10/01/2018	127.74	-	Unsecured	0.00%	-	-	127.74	
42	MD Asrar & MD Abbar (IMPERIAL HARDWARE)	OC42	10/01/2018	6.15	-	Unsecured	0.00%	-	-	6.15	
43	M/S Jyotsna Crane Service	OC43	10/01/2018	27.09	6.50	Unsecured	0.37%	-	-	20.58	
44	Ranjit Sahoo	OC44	09/01/2018	3.40	-	Unsecured	0.00%	-	-	3.40	
45	aman enterprises	OC45	09/01/2018	5.48	-	Unsecured	0.00%	-	-	5.48	
46	Marinotrans logistics PVT LTD	OC46	09/01/2018	535.41	163.89	Unsecured	9.34%	-	-	371.52	
47	MJA ENTERPRISES	OC47	09/01/2018	1.56	-	Unsecured	0.00%	-	-	1.56	
48	Civitech Engineering	OC48	09/01/2018	133.50	0.86	Unsecured	0.05%	-	-	132.64	
49	Calcutta Techno Heaters (India) PVT LTD	OC49	09/01/2018	14.10	9.39	Unsecured	0.53%	-	-	4.71	
50	Saha Agencies	OC50	09/01/2018	5.76	3.90	Unsecured	0.22%	-	-	1.87	
51	NTEC Engineering PVT Ltd	OC51	09/01/2018	11.55	9.44	Unsecured	0.54%	-	-	2.11	
52	Shree Security Services Gadarwara	OC52	09/01/2018	6.00	-	Unsecured	0.00%	-	-	6.00	
53	P.K. Enterprise	OC53	09/01/2018	7.04	-	Unsecured	0.00%	-	-	7.04	
54	tarun enterprises	OC54	02/01/2018	4.98	4.03	Unsecured	0.23%	-	-	0.94	
55	BABU Erector Pvt. Ltd	OC55	06/01/2018	138.33	40.65	Unsecured	2.32%	-	-	97.69	
56	NIKULSINH SARVAIYA	OC56	09/01/2018	31.10	11.70	Unsecured	0.67%	-	-	19.39	
57	Machinery Supply Agency	OC57	05/01/2018	13.71	-	Unsecured	0.00%	-	-	13.71	
58	ST. GEORGE FABRICATORS	OC58	04/01/2018	2.12	-	Unsecured	0.00%	-	-	2.12	
59	SHIVA SECURITY SERVICE	OC59	03/01/2018	6.42	-	Unsecured	0.00%	-	-	6.42	
60	M.K.ENGINEERING	OC60	06/01/2018	14.13	8.24	Unsecured	0.47%	-	-	5.89	
61	WESTERN INDIA ERECTORS LLP	OC61	08/01/2018	19.76	-	Unsecured	0.00%	-	-	19.76	
62	A K Tours Private Limited	OC62	09/01/2018	206.66	91.44	Unsecured	5.21%	-	-	115.23	
63	Industrial Handling	OC63	13/01/2018	255.73	-	Unsecured	0.00%	-	-	255.73	
64	Pawan Contractors	OC64	30/12/2017	48.10	-	Unsecured	0.00%	-	-	48.10	



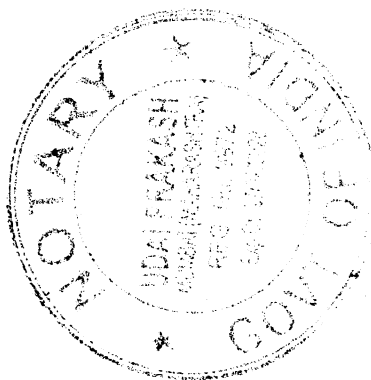

65	Cyrus Distributor	OC65	12/01/2017	4.26	4.26	Unsecured	0.24%	-	-	0.00
66	M/S Allied Weld Products	OC66	05/01/2018	22.05	22.05	Unsecured	1.26%	-	-	-
67	Kaushal Construction	OC67	08/01/2018	20.98	18.92	Unsecured	1.08%	-	-	2.05
68	Jay Somnath Services	OC68	19/01/2018	2.41	-	Unsecured	0.00%	-	-	2.41
69	Santlal Yadav	OC69	08/01/2018	11.04	-	Unsecured	0.00%	-	-	11.04
70	Mahendra Kumar Sonee (M.K. Sonec)	OC70	10/01/2018	1.20	-	Unsecured	0.00%	-	-	1.20
71	Nitin Rai	OC71	15/01/2018	10.54	-	Unsecured	0.00%	-	-	10.54
72	JABALPUR FABRICATORS	OC72	22/01/2018	5.31	-	Unsecured	0.00%	-	-	5.31
73	Shree Privaan & Logistics	OC73	22/01/2018	7.65	-	Unsecured	0.00%	-	-	7.65
74	Chetan Logistics Pvt. Ltd.	OC74	22/01/2018	-	-	Unsecured	0.00%	-	-	-
75	CCI Logistic LTD.	OC75	22/01/2018	22.22	10.45	Unsecured	0.60%	-	-	11.77
76	Friends Equipment	OC76	29/01/2018	74.16	-	Unsecured	0.00%	-	-	74.16
77	Om Sai Gases	OC77	31/01/2018	2.25	-	Unsecured	0.00%	-	-	2.25
78	Vipul Goraval	OC78	01/02/2018	3.75	-	Unsecured	0.00%	-	-	3.75
79	Sarala NDT Technology	OC79	02/03/2020	22.24	22.24	Unsecured	1.27%	-	-	-
80	Tirupati Transport Corporation	OC80	02/03/2020	11.24	11.24	Unsecured	0.64%	-	-	-
81	Pioneer Nuts and Bolts Private Limited	OC81	02/03/2020	71.07	71.07	Unsecured	4.05%	-	-	-
82	Becquerel Industries Pvt. Ltd	OC82	14/05/2022	40.01	38.75	Unsecured	2.21%	-	-	1.26
83	Vindhyancaal Air Products Pvt. Ltd.	OC83	14/05/2022	494.35	494.35	Unsecured	28.17%	-	-	-
84	Ramesh Power Products Private Limited	OC84	14/05/2022	63.81	30.84	Unsecured	1.76%	-	-	32.96
Total				6,994.47	1,754.99		100.00%			5,239.48



Annexure- 6: Other stakeholders, if any (other than financial creditors and operational creditors)

Notes:

1. All claims received from any other stakeholder either by hard copy or in soft form have been considered.
2. The claims have been verified by the Liquidator based on the evidence/ information/proof /details/invoices towards which the claims have arisen, submitted by the respective stakeholder. The amount does not necessarily match with the books of accounts of the Company.
3. The claim amount admitted is subject to further scrutinization based on subsequent information/ documents sought from the Corporate Debtor/ creditors, and the Liquidator may modify/ correct the list of claims, on the directions of the NCLT, or otherwise.
4. The debts or dues of these stakeholders are unsecured.



Annexure 6- Other stakeholders, if any (other than financial creditors and operational creditors)

Sl. No	Name of stakeholder	Category of stakeholders (preference shareholders / equity shareholders / partners / others)	Identification No.	Details of claim received			Details of claim admitted					Amount of any mutual dues, that may be set off	Amount of claim rejected	Amount of claim under verification	Remarks, if any	
				Date of receipt	Amount claimed	Amount of claim admitted	Nature of claim	Amount covered by lien or attachment & pending disposal	Whether lien / attachment removed? (Yes/No)	Amount covered by guarantee	% share in total amount of claims identified					Amount of contingent claim
1	Steel Authority of India-Kourkela Steel Plant	Others	051	10/01/2018	3,276.74	-	Unsecured	NA	NA	NA	-	3,276.74	-	-	-	
2	Steel Authority of India-Kourkela Steel Plant	Others	052	10/01/2018	1,249.26	945.19	Unsecured	NA	NA	NA	-	304.07	-	-	-	
3	Indian Oil Corporation Ltd.	Others	053	20/05/2022	1,995.03	1,995.03	Unsecured	NA	NA	NA	-	-	-	-	-	
4	Madhya Pradesh Poonva Kshetra Vidyut Vitran Company Limited	Others	054	15/09/2020	4,619.27	884.46	Unsecured	NA	NA	NA	-	3,734.81	-	-	-	
Total					11,140.30	3,824.68					100%	7,315.62				

Amount in ₹ lakhs

